




V.23 FSK 1200 bps Modem



FEATURES

- Full duplex to 1200 bps
- Asynchronous RS232
- 4-wire full duplex private line
- 2-wire half duplex private line
- 900 Hz soft carrier turn off
- Anti-streaming
- Standalone or rackmount
- PC card rack model (PC supplies power and ground only)
- High stability transmit and receive frequency
- Ruggedized for full temp operation, -40 to +75C
- Fully compatible with other V.23 modems
- 120, 220 VAC, 12, 24 and 48 VDC options

DESCRIPTION

The V.23 modem operates at 0 to 1200 bps asynchronous, with FSK modulation, 2-wire or 4-wire over non-switched dedicated lines. It uses the latest DSP modem circuitry to insure excellent performance and future availability. It has 900 hz soft carrier turn off for multidrop and an anti-streaming option. 7.25" half card size, standalone and custom OEM board configurations are available. The pc card uses the internal PC ISA bus only for power from the pc bus. The PC card fits into a 20 slot rack mount chassis that is only 7" high. The phone line connector is an RJ-11 for 4-wire leased line operation. Transmit is on positions 2 and 3, receive 1 and 4 of the 4 position RJ-11 connector. The modem has a push/push switch for local digital loop on or off. The loopback switch is located on the rear of the unit, next to the DB-25 terminal connector.

The DCB V.23 has proven reliability at thousands of sites around the world. If you need a V.23 modem that is easy to use, has high reliability, a modem in a custom shape or size for an application, the DCB V.23 is your best choice.

V.23 FSK 1200 bps Modem

SPECIFICATIONS

General

Modem

Analog half or full duplex, 2-wire or 4-wire, 600 ohm balanced

Frequency Shift Keying:

Mark-1300 hertz, Space-2100 hertz, Speed 0 to 1200 bps async

900 Hertz Soft Carrier Turn Off for multidrop operation

Transmit level control 0 dBm or -16 dBm

Receiver sensitivity is 0 to -42 dBm

Will drive up to 30 Km of cable depending upon wire gauge

Switched carrier or constant carrier operation (RTS forced on or terminal controlled)

Digital Interface:

RS-232, DB-25S

Signals are Tx, Rx, RTS, CTS, DSR, DCD

RTS/CTS delay in switched carrier mode is 40 ms for 4-wire, 50 ms

for 2-wire, or RTS can be forced on

Rx data is clamped to mark when no receive carrier detect is present.

V.23 Modem - FSK Analog Modem, Async

Controls and Indicators

Power, Tx Data, Rx Data, RTS, CTS, DCD, Test

Digital loop via rear panel switch and front DIP switch

Controlled carrier (with RTS/CTS delay) or constant carrier with RTS/CTS on

Anti-streaming option (8 seconds), Loopback or normal operation

Transmit level - 0 db or -16db, 900 Hz Soft Carrier turn off enabled or disabled

OPTION SWITCH SETTINGS

Switch	DOWN	UP
1 - Reset	Off	Toggle up/down
2 - Anti-streaming	Off	On
3 - Phase Equalizer	On	Off
4 - Carrier	Forced on	Controlled by
Terminal		
5 - Soft Carrier Turnoff	disabled	enabled
6 - Line type	4-wire (40 ms RTS/CTS)	2-wire (50 ms)
7 - Transmit Level	-16 dB	0 dB
8 - Loopback	Looback Active	Off

Physical/Electrical

PC ISA bus format or standalone version,

PC bus for power and ground only, standalone unit uses 110V wall mount supply. 220 VAC supply available.

Half size PC card, 7.25"D x 4.25"H

Stand alone: 5.5" W x 7.375"D x 1.5" high, 110 VAC wall mount supply (9VDC, 500 ma)

Other DC power supply voltages, 12, 24, -48, 125 VDC, available on special order



A 1.5" x 19" fixture available to rackmount up to 3 standalones in a single 1U height

20 slot rack chassis on slide guides is 19"W x 16"D x 7"H, 110/220 VAC 250 W power supply.

Approximately two pounds

Environmental

- Operational Temperature: -40 to +75 C
- Storage Temperature: -50 to +75 C
- Humidity: <95% Non-condensing



DCB

Data Comm for Business, Inc.

2949 CR 1000 E

Dewey, IL 61840

Voice 8004DCBNET

(800.432.2638)

Fax 217.897.1331

Info www.dcbnet.com/contact.html

Web www.dcbnet.com